

# EUROPE

## FIVE LARGEST CITIES<sup>a</sup>

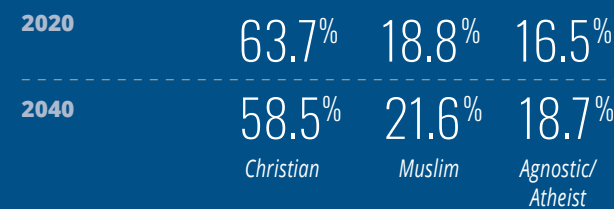
By population in 2035 (million)



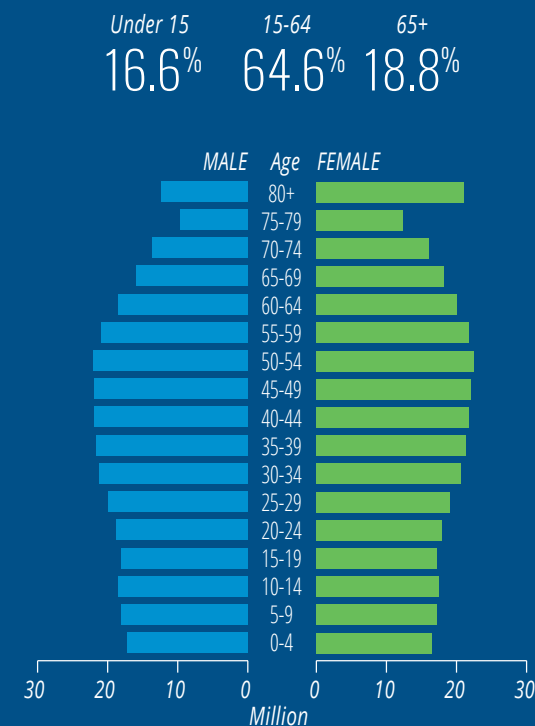
## GDP PER CAPITA<sup>b</sup>



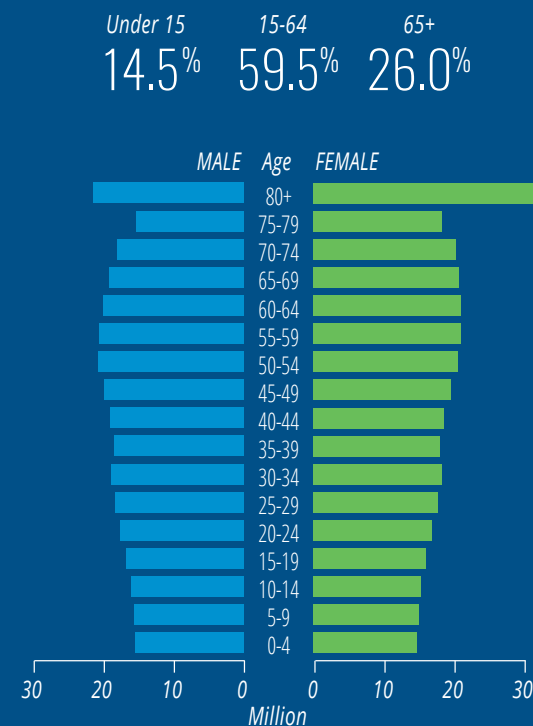
## RELIGION<sup>c</sup>



## 2020 AGE STRUCTURE<sup>a</sup>



## 2040 AGE STRUCTURE<sup>a</sup>



## 2020 TYPES OF GOVERNMENTS<sup>a</sup>

Number of countries

### Liberal Democracies 19

Hold free and fair multiparty elections and guarantee freedom of speech and expression. Liberal democracies also uphold the rule of law and have constraints on the executive.

### Electoral Democracies 13

Hold free and fair multiparty elections and guarantee freedom of speech and expression, but do not uphold the rule of law and/or do not have constraints on the executive.

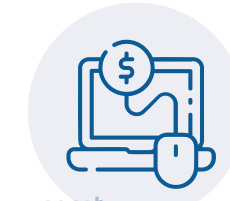
### Electoral Autocracies 3

Hold elections but they are not free, fair, and multiparty, and/or the government does not guarantee freedom of speech and expression.

### Closed Autocracies 0

Do not even hold multiparty elections for the chief executive.

<sup>a</sup> Varieties of Democracy, 2020. The number of countries included in this study may not equal the number listed separately under "Selected Regions and Countries."



## 2019<sup>b</sup> READINESS FOR DIGITAL ECONOMY

Internet Users (of population)<sup>c</sup>



Digital skills of workforce rating<sup>d</sup>



Information globalization rating<sup>e</sup>



<sup>b</sup> 2019 or latest available data.  
<sup>c</sup> International Telecommunication Union.  
<sup>d</sup> World Economic Forum.  
<sup>e</sup> KOF Globalization Index.



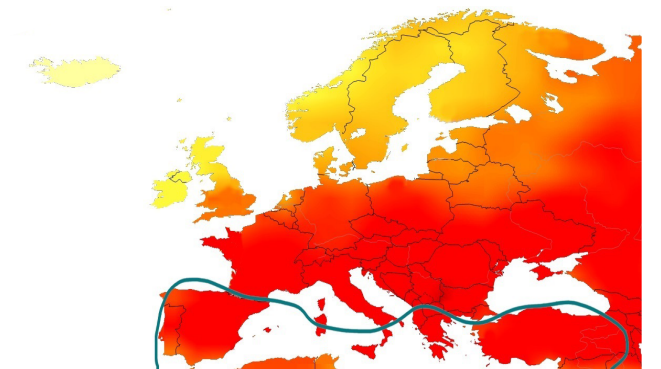
## 2040 TEMPERATURE, DROUGHT, AND HURRICANE ACTIVITY

0 2.5  
Increase in the hottest day temperature, Celsius

0 2.5  
Increase in the longest annual drought by 2.5 days or more

0 2.5  
Increase in major hurricane activity

This map<sup>f</sup> illustrates likely changes in maximum temperature, drought, and hurricane/cyclone activity in 2040—compared to the 1980–2005 baseline—given conditions specified by the United Nations' Intergovernmental Panel on Climate Change (IPCC) under Representative Concentration Pathway (RCP) 4.5. While several different temperature measures could have been used, maximum temperature on the hottest day of the year was chosen given the severe human, agricultural, and economic costs associated with heat waves. When combined with longer droughts, these effects are multiplied.



<sup>f</sup> Data: Clemens Schwingshackl, Jana Sillman, and the Centre for International Climate and Environmental Research. Graphic: Pardee Center University of Denver.